

Summary brief

- A memorial wall in a suitably serene area
- Capacity for 500 commemorative plaques, 100mm x 50mm
- Cost effective but hardwearing
- Not higher than the existing external hedge
- Could have additional benches
- Not a straight brick wall
- Limit opportunities for anti-social behaviour

Response

- A single wall with 500 plaques could be visually intrusive
- Lower than existing hedge (approx 1.5m high) would mean plaques on vertical plane would be difficult to read
- Don't obstruct the view that the people being commemorated are likely to have enjoyed
- Create a 'wall' that is attractive in its own right, even before it is fitted to full capacity with commemorative plaques
- 100mm x 50mm rectangular plaques may be limiting or appear very brick-like, so consider other shapes with similar area for lettering

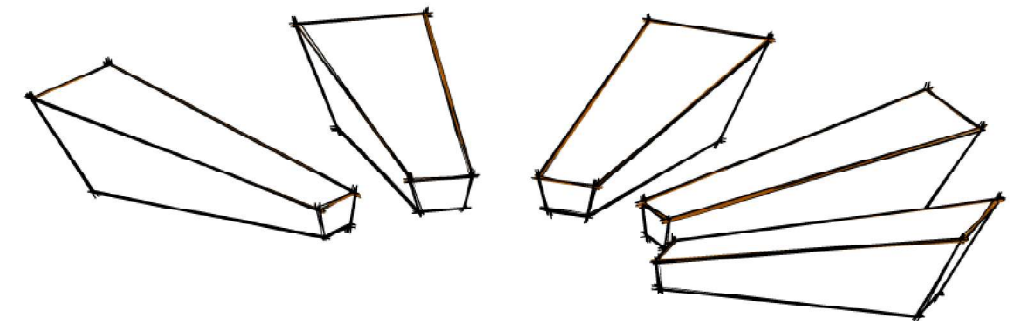

Design concept



celebrate the view

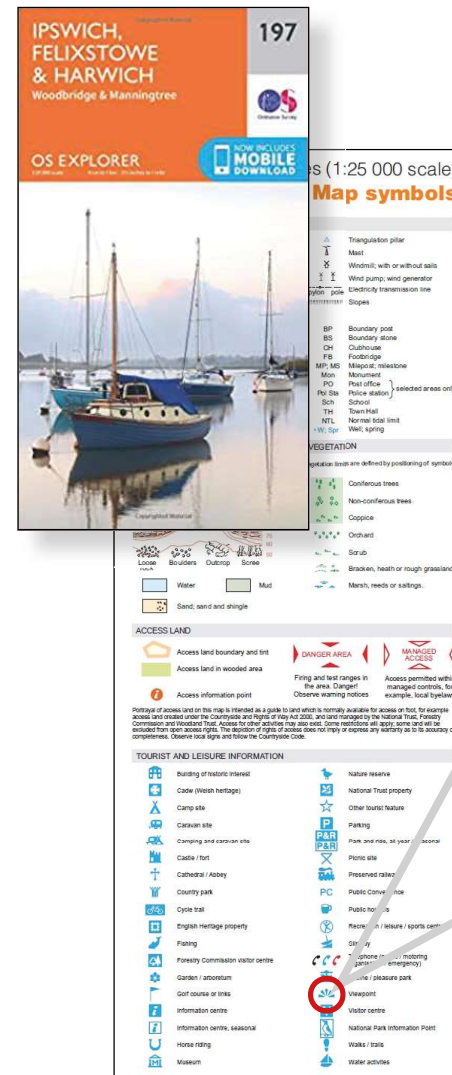
Visual references

- Familiar viewpoint symbol used on maps & road traffic signs
- Can also be read as a rising sun, appropriate to Felixstowe's east coast location



Concept

- 3D interpretation of viewpoint symbol as a dynamic sculptural form



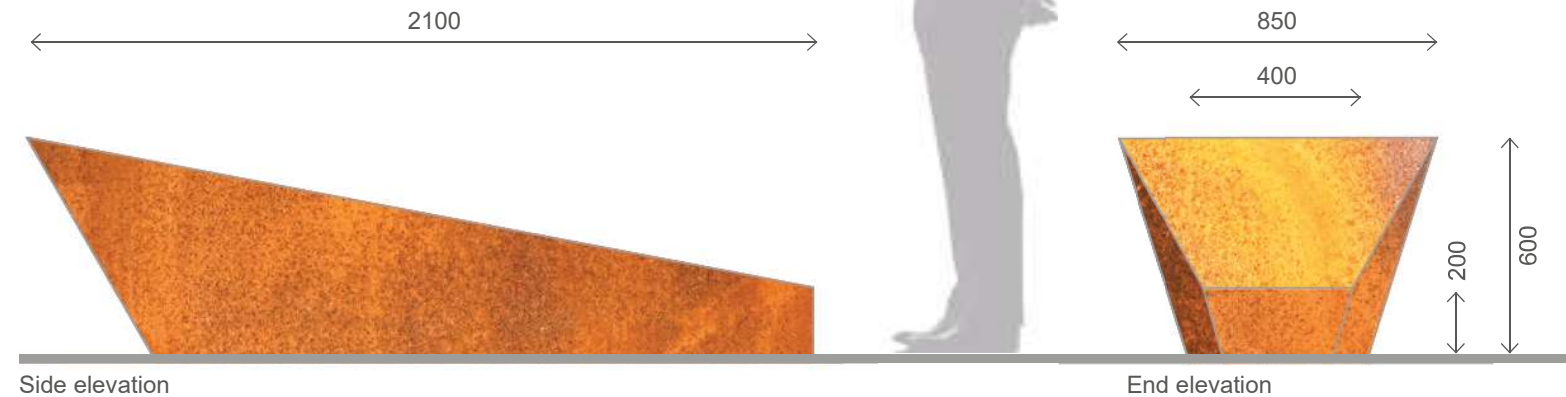
Felixstowe Seafront Gardens Memorial Wall

Concept design, sheet 1 of 4

A3, 20/01/2023


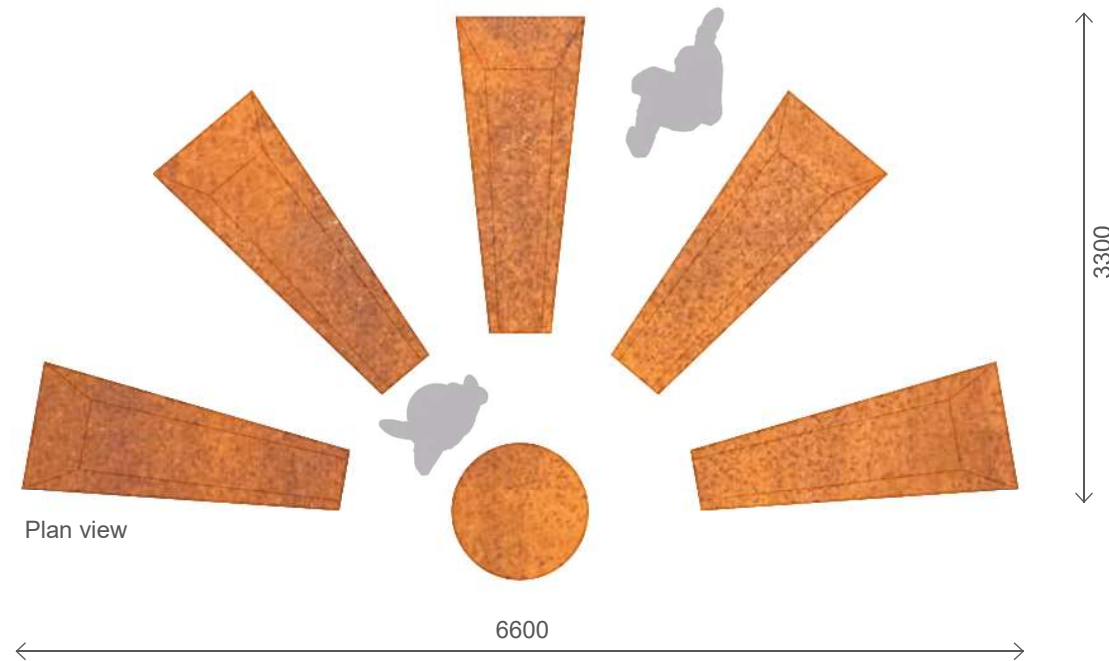
Viewpoint / sun 'ray' form & dimensions

- Robust hollow box construction
- Plaques on angled top surface aids legibility
- Edges could be softer rolled / folded radii if preferred
- Tapered inward side faces reduces visual bulk and avoids causing trip hazards



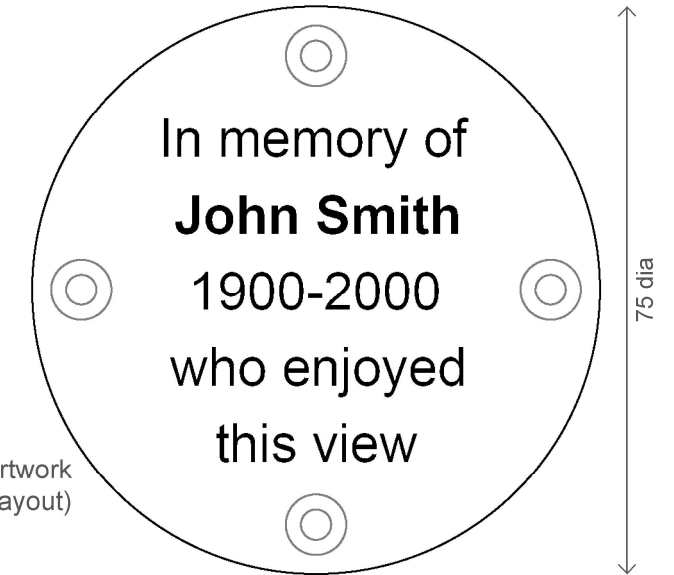
General arrangement

- 5 rays with space to walk between & around to view plaques
- Central roundel pavement feature



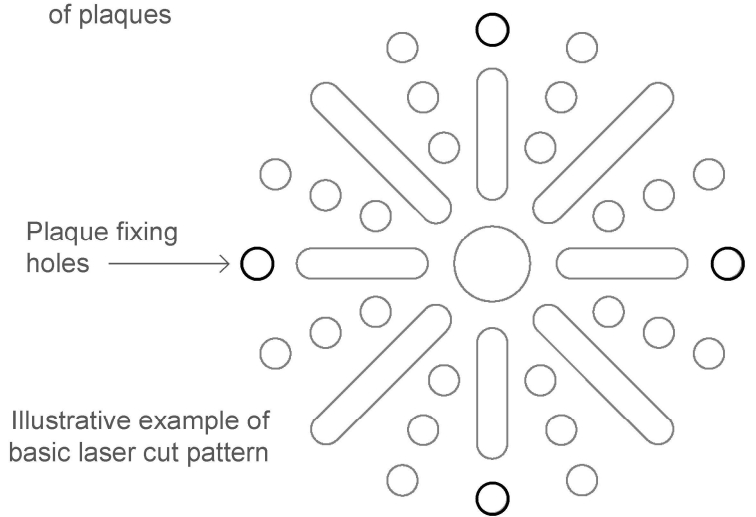
Commemorative plaques

- Engraved or etched stainless steel roundels
- Fixing holes in top surface of memorial for consistent spacing
- 95 no. on each ray / 475 no. across all 5 rays
- Pop-rivet fixed, with space washer behind to allow water run-off under plaques and possible lighting to glow through from beneath



Underlying patterning

- Cut-out motif / rosette in top surface of memorial aligned beneath each plaque position to avoid looking unfinished when not fully populated (random placement would look better than orderly top-to-bottom or left-to-right)
- Pattern covered when plaque fitted
- Decorative effect could be accentuated with internal lighting
- Fixing holes integrated into pattern makes for easy installation of plaques

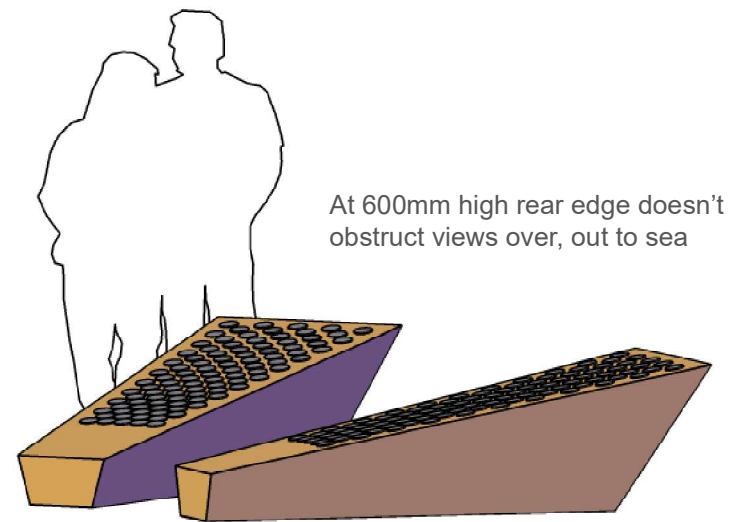
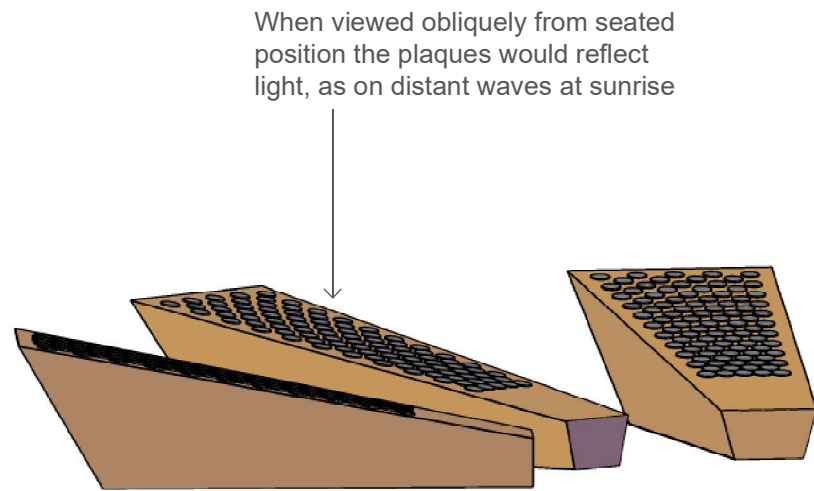


Felixstowe Seafront Gardens Memorial Wall

Concept design, sheet 2 of 4






A3, 20/01/2023

Features & options



Add-on options

Whilst the memorial would be a dynamic feature in its own right and could be simply set within the existing grassed space on a minimal foundation, there are a number of further add-on features that could be designed in to enhance the overall scheme, budget permitting.

<p>① Roundel</p>  <p>A central roundel in the paving is a natural focal point to the memorial and its rays. Opportunity for lettering, cut in corten for continuity of materials.</p>	<p>② Paving</p>  <p>The memorial could be all- or part-set on a paving base, with the option of a link path to the garden entrance.</p>	<p>③ Signage</p>  <p>Space below commemorative plaques offers options for (or combinations of) informative signage, artwork, sponsorship nameplates, or holes to allow flowers to be placed at the base of the memorial.</p>	<p>④ Seating</p>  <p>Seating allows visitors to rest and reflect. Many standard options available or a bespoke solution if budget allows.</p>	<p>⑤ Lighting</p>  <p>Uplighters could be set within the hollow box constructions, to shine light through the cut-out patterns and create a glow around the plaques. Removable side or end panels would allow for future maintenance.</p>
---	---	--	---	---

Proposed materials



Corten steel

- Self-weathering steel for memorial viewpoint / sun rays
- Warm (sunny) earthy colouration
- Oxidises to form natural resistance to corrosion, particularly suited to marine environments, therefore a long term maintenance-free material
- No supplementary coatings that would break down over time
- Water run-off will stain paving in short term, so consideration on paving material selection (e.g. amber gravel would disguise run-off, white paving would accentuate it)

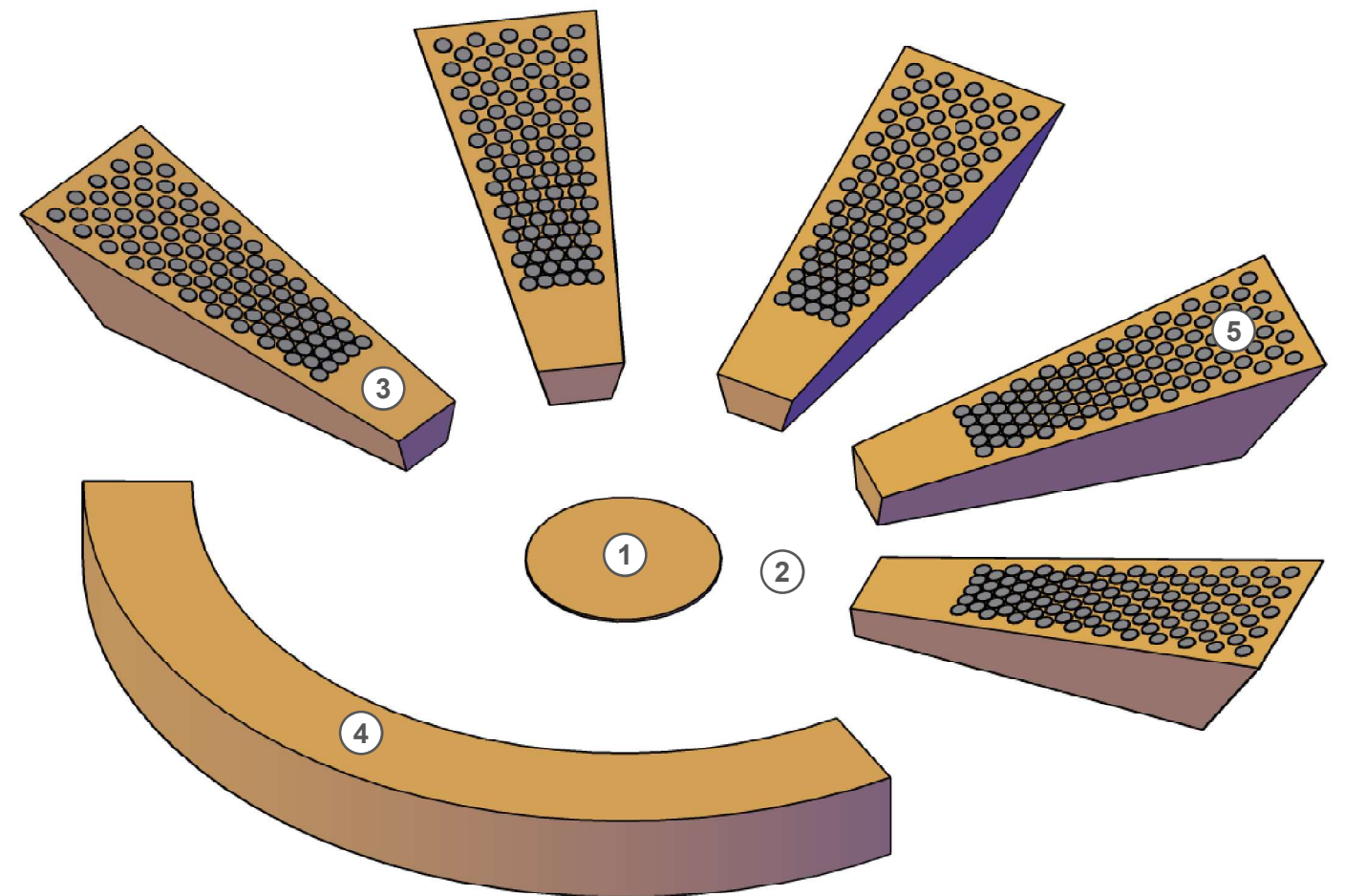


Stainless steel

- Marine grade option for optimum corrosion resistance
- Consistency of finish would be achieved if nameplates were purchased by council and sold to the public, also ensuring fixings are in correct positions (and providing a small revenue stream)

Fixings

- Suitable neutral material (e.g. monel) to prevent bi-metallic corrosion between corten and stainless steels



Felixstowe Seafront Gardens Memorial Wall

Concept design, sheet 3 of 4

A3, 20/01/2023



Centred between trees with direct views out to sea

The form and proportions of the proposed memorial makes a visual connection to features in the Edwardian gardens

Felixstowe Sea Front Gardens

Spa Gardens

MEMORIAL

Entrance via existing gap in hedge line, with possibility of paved route to improve accessibility (note, currently steps up from path to garden, so no level access to this part of the gardens)

Existing trees partially obscure views out, even in winter when leaves have dropped, as shown here; consider crown lifting or removal to improve outlook.

Possible clearance of hedge to side to open up views to north and discourage anti-social behaviour in secluded area beyond



Crown lift to dashed line, just above horizon

Site placement considerations

Felixstowe Seafront Gardens Memorial Wall

Concept design, sheet 4 of 4

A3, 20/01/2023